


Diabetes Boot Camp – Class 1


Beverly Dyck Thomassian, RN, MPH, BC-ADM, CDE
President, Diabetes Education Services

Poll Questions
www.DiabetesEd.net


Poll Question 1

- ▶ According to the CDC, what best describes the future prevalence of diabetes in the U.S.?
- a. 50% of people above the age of 20 will have type 2 diabetes.
- b. The rate of type 1 and type 2 diabetes will triple by the year 2050.
- c. 1 out of 3 persons will have type 2 diabetes by the year 2050.
- d. 1 out of 2 persons will have diabetes by the year 2050.

Poll Question 2

- ▶ Which of the following interventions is most likely to decrease the prevalence of diabetes in the U.S. 
- a. Encourage people to drink more red wine.
- b. Community based programs that promote daily, healthy lifestyle activities.
- c. Making daily exercise mandatory
- d. Increasing availability of gastric bypass surgery.

Poll Question – 3

- ▶ Which of the following levels are considered pre-diabetes range: 
- a. A1c of 6.2 percent
- b. fasting BG of 104
- c. A1c of 7.1 percent
- d. Random BG of 127

Diagnostic Criteria

- ▶ All test should be repeated in the absence of unequivocal hyperglycemia
- ▶ If test abnormal, repeat same test to confirm diagnosis on a different day
- ▶ If one test normal, the other abnormal, repeat the abnormal test to determine status
- ▶ Medicare still using fasting as criteria for reimbursement for education

What Kind of Diabetes?



- AJ, a 22 year old female admitted to the ICU with a blood glucose of 476 mg/dl and a pH of 7.1.
- ▶ What findings would make you suspect type 1 diabetes?

Poll Question – 4

What would make you suspect type 1?

- a. Pt has a history of celiac disease
- b. Pt presents with low HDL cholesterol
- c. Friend tells you she has been eating "tons of sweets"
- d. Sister has thyroid disease.
- e. Pt is slightly overweight



Diabetes Education SERVICES

Poll Question - 5

▶ According to ADA Stds of care, who should be screened for type 1 diabetes?:

- a. High risk inds, with family history of autoimmune disease.
- b. All teenagers at puberty
- c. High risk ethnic groups
- d. All individuals starting at age 45



Diabetes Education SERVICES

Poll question – 6

▶ Which of the following is an accurate statement describing the risk between BMI and diabetes.

- a. There is an increased risk for diabetes when the BMI is 30 or greater.
- b. There is no risk of diabetes when the BMI is less than 25.
- c. The risk for diabetes increases as the BMI goes down
- d. The risk for diabetes increases for Asian Americans when the BMI is more than 23.



Diabetes Education SERVICES

Poll Question 7

▶ Which of the following BEST describes insulin resistance?

- a. Lack of sufficient insulin receptors on fat and muscle cells.
- b. Visceral adipose tissue.
- c. A physiological condition where insulin becomes less effective at lowering blood glucose levels.
- d. Excessive triglyceride levels



Diabetes Education SERVICES

Poll question 8

▶ Which of the following are considered modifiable cardiovascular risk factors?

- a. Family history, obesity
- b. Smoking, obesity
- c. Hypertension, ethnicity
- d. BMI and age



Diabetes Education SERVICES

Poll Question -9

▶ What best describes gestational diabetes?

- a. Diabetes discovered within the first 12 weeks of pregnancy.
- b. Diabetes discovered in the 24-28 week of pregnancy.
- c. Risk of getting diabetes before pregnancy.
- d. Diabetes discovered at any point during pregnancy.



Diabetes Education SERVICES

Thank You



- ▶ Take Tests
- ▶ Review Outline
- ▶ Read Articles
- ▶ Keep studying what you don't know
- ▶ Exercise
- ▶ See you next week

Diabetes Education
SERVICES



Diabetes Education
SERVICES