



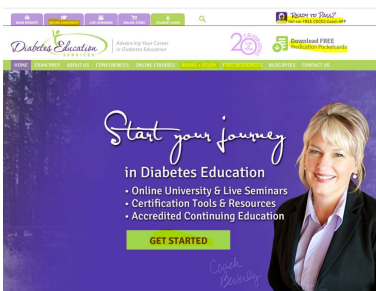
Preparing for Certified Diabetes Care and Education Specialist Exam (CDCES) 2023

Beverly Thomassian, RN, MPH, BC-ADM, CDCES
President, Diabetes Education Services



Diabetes Education
SERVICES

DiabetesEd.net Website Orientation



PocketCards



CDCES Coach App



Beverly Thomassian, RN, MPH, CDCES, BC-ADM
CEO, coach, instructor, cheerleader, mentor

www.DiabetesEd.net | info@diabetesed.net | 530-893-8635

Bryanna is here to Help!



Bryanna Sabourin
Director of Operations
Certification Pathway Coach &
Customer Happiness Expert

If you have questions,
you can chat with
Bryanna at
www.DiabetesEd.net
or call 530 / 893-8635
or email at
info@diabetesed.net

[HOME](#)
[GET STARTED!](#)
[ABOUT US](#)
[CONFERENCES](#)
[ONLINE COURSES](#)
[BOOKS + STUDY](#)
[FREE RESOURCES](#)

Future CDCES – Click Here!

Prep for CDCES Webinars
July 13, Aug 17, Sept 12, 2023

Preparing for BC-ADM Exam?

Future BC-ADM – Click Here!

Prep for BC-ADM –
July 11, Sept 14, 2023

[HOME](#)
[GET STARTED!](#)
[ABOUT US](#)
[CONFERENCES](#)
[ONLINE COURSES](#)
[BOOKS + STUDY](#)
[FREE RESOURCES](#)

We are back and Celebrating 25 years!

Join us LIVE for our DiabetesEd Training Conference in San Diego!

Join Coach Beverly and Team for two and a half days of knowledge sharing, fun, networking, games with prizes, and “aha” moments in beautiful San Diego on **October 11-13, 2023**.

Get away from all those daily responsibilities so you can focus on gaining the latest person-centered approaches to diabetes care based on the ADA Standards and our expert’s clinical experience.

Attendees will leave this conference with new tools and a more complete understanding of the latest advances in diabetes care, from medications to technology to Medical Nutrition Therapy to prepare for certification or update your practice.

[HOME](#)
[GET STARTED!](#)
[ABOUT US](#)
[CONFERENCES](#)
[ONLINE COURSES](#)
[BOOKS + STUDY](#)
[FREE RESOURCES](#)

- ▶ Updated Definitions
- ▶ Certified Diabetes Care and Education Specialist
 - ▶ Eligibility requirements
 - ▶ Exam content
 - ▶ Study strategies
 - ▶ Test taking tips
 - ▶ [Resources](#)

Diabetes Cert Names

- **Organization:** Certification Board for Diabetes Care and Education (CBDCE) (Formerly NCBDE)
- **Designation:** Certified Diabetes Care and Education Specialist (CDCES)
- **Examination:** Certification Examination for Diabetes Care and Education Specialists
- Association of Diabetes Care and Education Specialist (ADCES)



www.cbdce.org



- Locate
- Verify
- Resources
- Media
- Contact
- Search
- Sign In

Become Certified Currently Certified Learn More About Shop

01 — 03

Thinking about Earning the CDCES?

Join over 19,500 health care professionals who have validated their expertise and professionalism by earning the Certified Diabetes Care and Education Specialist (CDCES) credential.




Become Certified

CDCESs educate and support people affected by diabetes. Earn the most recognized credential in diabetes care and education.

Get started. →

Why Take the CDCES Exam?

- Demonstrates to people with diabetes, employers, and third party payers that the CDCES possesses distinct and specialized knowledge, thereby promoting quality of care for persons with prediabetes and diabetes.
- CDCES is the recognized standard for competence in diabetes self-management education.
- Mastery of knowledge
- Given the diabetes epidemic, access to CDCES' is critical



What is a CDCES?

A Certified Diabetes Care and Education Specialist is a health professional who possesses comprehensive knowledge of and experience in diabetes prevention, prediabetes, and diabetes management.



The CDCES educates, supports, and advocates for people affected by diabetes, addressing the stages of diabetes throughout the lifespan.

The CDCES promotes self-management to achieve individualized behavioral and treatment goals that reduce risks and optimize health outcomes

Professional Practice Experience Must meet all

- ▶ A minimum of two years (to the day) of professional practice experience in the discipline under which one is applying for certification

AND

- ▶ *Minimum of 1,000 hours of professional practice experience within the past 4 years in diabetes self-management education with a minimum of 40% (400 hours = about 8 hrs a week) accrued in the most recent year preceding application.

AND

- ▶ Minimum of 15 clock hours of continuing diabetes education within 2 years prior to applying for certification.

2021- 2026 Practice Experience Update from CBCDE

STANDARD PATHWAY			
DCE PROFESSIONAL PRACTICE EXPERIENCE REQUIREMENT	WITHOUT ADJUSTMENTS	WITH ADJUSTMENTS APPLICATION SUBMITTED IN 2021 THROUGH 2024*	WITH ADJUSTMENTS APPLICATION SUBMITTED IN 2025 THROUGH 2026**
Current DCE experience (12 months prior to applying)	At least 400 hours of DCE in last 12 months	At least 200 hours of DCE in last 12 months	At least 400 hours of DCE in last 12 months
Total DCE experience needed prior to applying	Total 1000 hours in no more than 4 years prior to applying	Total 1000 hours of DCE within 5 years	Total 1000 hours of DCE within 5 years

UNIQUE QUALIFICATIONS (UQ) PATHWAY			
DCE PROFESSIONAL PRACTICE EXPERIENCE REQUIREMENT	WITHOUT ADJUSTMENTS	WITH ADJUSTMENTS APPLICATION SUBMITTED IN 2021 THROUGH 2024*	WITH ADJUSTMENTS APPLICATION SUBMITTED IN 2025 THROUGH 2026**
Current DCE experience (12 months prior to applying)	At least 400 hours of DCE in last 12 months	At least 200 hours of DCE in last 12 months	At least 400 hours of DCE in last 12 months
Total DCE experience needed prior to applying	Total 2000 hours in no more than 4 years prior to applying	Total 2000 hours of DCE within 5 years	Total 2000 hours of DCE within 5 years

CDCES = Mastery Level

- ▶ Practice-based certification
- ▶ Requires individuals to accrue professional practice experience prior to applying.
- ▶ This practice experience is necessary to master the knowledge
- ▶ CDCES provides formal recognition of specialty practice and mastery of knowledge
- ▶ Provides validation of demonstrated dedication to Diabetes Care and Education (DCE).

Professional Degree, DSME Practice Hours, plus CE

- ▶ Only experience occurring AFTER completing your professional degree can be counted toward the Professional Practice Experience requirement.
- ▶ Need 1000 hours of DSME Practice Hours
- ▶ If on Unique Qualifications Pathway, need 2000 hours of DSME
- ▶ For more: info@CBDCE.org or call 877 -239- 3233



Quick Question A

- ▶ Diabetes Care and Education Exam includes which of the following philosophies?
- ▶ A. Encouraging compliance improves outcomes
- ▶ B. Empower people to improve diabetes self-management
- ▶ C. Consider individual needs, goals and life experiences
- ▶ D. Help all people achieve an A1c less than 7
- ▶ E. Collaborate and provide ongoing care

- ▶ It is a component of a comprehensive plan of diabetes care.
- ▶ Involves the person with prediabetes and or diabetes, caregivers and specialists
- ▶ Ongoing process of facilitating the knowledge, skill, and ability necessary for self-care, as well as activities that assist a person in implementing and sustaining the health practices to manage on an ongoing basis, beyond or outside of formal self-management training.



- ▶ Process incorporates the needs, goals and life experiences of the person and is guided by evidence-based standards.
- ▶ Includes practical problem-solving approaches and collaborative care.
- ▶ Address psychosocial issues, lifestyle change, and strategies to sustain self-management



- ▶ All people with diabetes should participate in diabetes self-management education and support to facilitate the knowledge, decision-making, and skills mastery for diabetes self-care.
- ▶ Assess clinical outcomes, health status, well being and support.
- ▶ Person centered
- ▶ Digital coaching
- ▶ Identify barriers
- ▶ Eval SDOH
- ▶ Consider barriers



Diabetes Care & Education Includes:

Assessment: Participant's needs are identified. Process is led by the participant with assessment of support of specialist.

Care & Education Plan: Individualized plan that reflects participant's self-management goals, current evidence and practice guidelines. Includes criteria for evaluating outcomes.



Interventions: The specialist delivers options to assist participants in meeting self-management goals.



Ongoing Support: The specialist provides options for ongoing support and resources. The support option is selected by participant to best meet self-management goals



Definition of Diabetes Education

Participant Progress: Specialist monitors and communicates whether participant is achieving self-management goals and other outcome(s) to evaluate effectiveness of interventions. Additional assessments are based on participant's needs across lifespan.



Documentation: Assessment, education plan, intervention, and outcomes are documented in participant's health record.



Services Development/Administration: Development and administrative activities performed as part of DSMES services

DSMES is underutilized

ONLY



Of **MEDICARE** beneficiaries with newly diagnosed diabetes used DSMT services¹

ONLY



Of individuals with newly diagnosed T2D with **PRIVATE HEALTH** insurance received DSMES within 12 months of diagnosis²

Li R, et al. Morbidity Mortality Weekly Report, 2014
Strawbridge LM, et al. Health Educator, 2015



Diabetes Education
SERVICES

Diabetes Self Management Ed Benefits

- ▶ Improved knowledge
- ▶ Lower weight
- ▶ Improved quality of life
- ▶ Reduced mortality
- ▶ Positive coping
- ▶ Reduced cost
- ▶ Only 5-7% of Medicare/insured receive DSME
- ▶ Increased primary care, preventive services
- ▶ Less frequent use of acute care and inpatient admissions
- ▶ More likely to follow best practice recommendations (esp those with Medicare)



Four critical times to provide and modify DSMEs



- 1) At diagnosis.
- 2) Annually and/or when not meeting treatment targets.
- 3) When complicating factors develop.
- 4) When transitions in life and care occur.

Powers MA, Bardsley JK, et al. DSME Consensus Report. The Diabetes Educator. 2020
ACCESS: AACE7 Self-Care Behaviors, The Diabetes Educator, 2020



(cdc.gov/diabetes/professional-info/training.html)

DSME Overall Objective

- ▶ **Participant Centered**
- ▶ Support informed decision making
- ▶ Problem solving
- ▶ Active collaboration to improve clinical outcomes and quality of life
- ▶ Avoid judgmental words that increase feelings of shame and/or guilt
- ▶ Choose words and phrases that put people first
- ▶ Avoid shame and blame

Applying to take the CDCES Exam

At the time of your online application, you will receive:

- ▶ On-line notification of either approval
- ▶ Or that you have been selected for audit
- ▶ If you are submitting a paper application, call PSI if it has been more than 4 weeks since application was mailed and you have not received notice of receipt or audit.

Phone: PSI 833-333-4754

Online Scheduling: schedule an examination appointment online at <http://schedule.psiexams.com>.



What is included in audit if requested?

- ▶ Licensure
- ▶ Documentation of Professional Practice Experience –
 - ▶ A journal of weekly hours of providing DSME
 - ▶ Supervisor to verify
- ▶ CE course verification
- ▶ Employment verification signed by supervisor



Test Taking Window

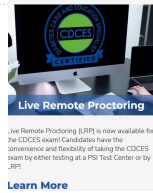
- ▶ The exam is administered on an ongoing basis
- ▶ Once application approved, candidates must schedule their testing appointment within a 90-day window on a date of their choosing
 - ▶ schedule an appointment to take the examination on a first-come, first-served basis through PSIs online scheduling system
 - ▶ See application booklet for more details



Online Scheduling: schedule an examination appointment online at <http://schedule.psiexams.com>.

CDCES Live Remote Proctoring (LRP)

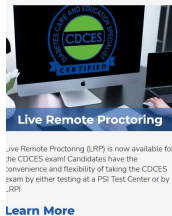
- ▶ Candidate uses own computer from home.
- ▶ A compatibility check of the computer's audio/video, webcam and system is required prior to scheduling.
- ▶ The candidate must have a computer with a web camera that can be moved to display the entire room, a microphone, and internet connection to download the PSI secure browser.
- ▶ Browser Requirements: LRP requires the use of Google Chrome Browser.



<https://www.cbdce.org/apply-and-schedule>

CDCES Live Remote Proctoring

- ▶ **Breaks:** You are **NOT** allowed any breaks during your LRP exam session.
- ▶ **Identification:** You will be required to take a picture of yourself via the webcam. You will also be required to show via webcam your photo ID.
- ▶ **Room Scan:** You will be required to perform a 360° scan of your testing room. Room must be free of study materials, papers, reference materials, etc.
- ▶ **Calculator:** The LRP platform has a calculator built-in in the lower left-hand corner of screen.
- ▶ **Communicating with your proctor:** will be conducted via chat during the testing session.
- ▶ **Results will pop up on screen upon completion.**



When will I get my results?

- ▶ You will receive your test results the same day at testing site or if using remote proctoring.
- ▶ You can retake the test as many times as needed
- ▶ Cost –
 - ▶ 1st time \$350
 - ▶ Renewal - \$250



Scoring the Exam

- ▶ Reported as raw and scaled scores
 - ▶ Raw score: number of right answers
 - ▶ Scaled score: statistically derived from the raw score
- ▶ Total score determines pass/fail and is reported as a scaled score ranging between 0 and 99
- ▶ To pass: 70 scaled score units



CDCES Exam First Time Pass rates

2009 – 69 % (test changed based on work study analysis and computerized)

2010 – 69%

2011 - 65%

2012 – 63.5%

2013 – 67 and 69%

2014 - 66 and 67%

2015 - 62 and 64% (test updated)

2016 – 67%

2017 – 66%

2018 – 67%

2019 – 70%

2020 & 2021 – 67%



Exam Details

- ▶ Questions are linked directly to a task or tasks.
- ▶ Each question is designed to test if the candidate possesses the **knowledge necessary to perform the task or has the ability to apply it to a job situation.**
- ▶ 25 of the 200 questions are new - but are **not** counted in the determination of individual examination scores.

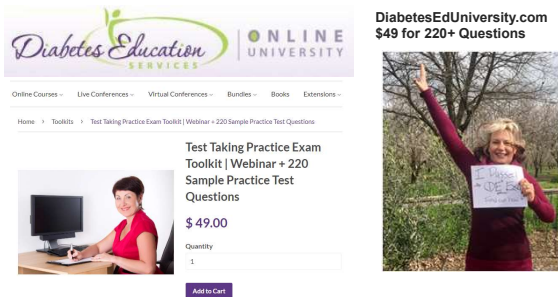


Quick Question – Multiple answers

What are some study strategies that will help you succeed?

- a. Focus your study time on topics you are confident in.
- b. Take as many practice tests as possible
- c. Read as many books on diabetes as possible
- d. Develop a study plan and block off study time.
- e. Teach the content to someone else

220 Test Questions – Assess your Knowledge



Overview of CDCES Exam



- ▶ Composed of 200 multiple-choice, objective questions with a total testing time of four (4) hours.
- ▶ Based on job analysis completed in 2018, which surveyed diabetes educators about the tasks they performed.
- ▶ Exam outline updated in July 2019

Exam Content - Assessment

- ▶ Assessment (59)
 - ▶ Learning (19)
 - ▶ Health and Psychosocial Status (19)
 - ▶ Knowledge and Self-Management Practices (21)



Exam Content - Intervention

- ▶ Intervention (88)
 - ▶ Collaboration with Individual, Family, Caregiver, and Healthcare Team (18)
 - ▶ Educate based on individualized care strategies (35)
 - ▶ Meds, MNT, acute and chronic complications, problem solving
 - ▶ Evaluate, Revise and Document (26)
 - ▶ Follow-up, support and referral (9)



Exam Content – Disease Management

- ▶ Education and Program Standards (28)
 - ▶ Education services standards
 - ▶ National Standards for Diabetes Self Management Education and Support (8)
 - ▶ Clinical Practice (18)
 - ▶ Inpt and Outpt Standards for ADA, AACE
 - ▶ Promote Diabetes Advocacy (2)



- ▶ For detailed outline look in Testing Handbook

Test Timing of Diabetes Advancements – AKA What Year Standards to Study?

- ▶ **CBDCE has developed the following policies.**
- ▶ **One Year** – New medical advances, guidelines, or pharmaceuticals will be included in CDCES Exam no sooner than on year after the information is released.
- ▶ **Immediately** – New diagnostic criteria or specific guidelines impacting diabetes care and education and/or treatment of diabetes which are released nationally and identified as effective immediately may be including in the examination at any time.



ADA 2023 Updates for Exams

A1c less than 7% (individualize)

- Pre-meal BG 80-130
- Post meal BG <180
- Time in Range (70-180) 70% of time

Blood Pressure <130/80



Cholesterol

- Statin therapy based on age & risk status
- If 40+ with ASCVD Risk, decrease LDL by 50%, LDL <70
- If 40+ with ASCVD, decrease LDL by 50%, LDL <55

Articles to Read to Prepare for CDCES Exam

Read More: Recommended Articles

ADA Standards of Care – This yearly publication by the American Diabetes Association outlines the national goals of care based on the latest research for diabetes management. This is one of the most important guidelines to read as a Certified Diabetes Care and Education Specialist

American Diabetes Association Abridged Standards of Care 2023 for Primary Care Providers – Short on time? This abridged version provides a summary of ADA Standards.

ADA Standards of Care 2023

Screening and Diagnosis of Diabetes Mellitus 2023 – One-page cheat sheet that summarizes screening, risk status, and diagnostic criteria for diabetes. Great for your office and as a study tool.

Pharmacologic Approaches to Glycemic Treatment in 2023. This ADA/EASD hyperglycemia road map details strategies to improve glucose management for both Type 1 and Type 2 Diabetes. *Section 9 of Standards of Care, 2023*

Language & Diabetes, What we say matters | Resource page

Language is powerful and can have a strong impact on perceptions as well as behavior. This mini webinar and article provide recommendations for the language used by health care professionals and others when discussing diabetes through spoken or written words whether directed to people with diabetes, colleagues, or the general public, as well as research questions related to language and diabetes.

Med Cheat Sheets | Cholesterol and Hypertension Medications/Neuropathy Treatment for Diabetes 2023 – These summary sheets are helpful for your clinical practice and preparing for certification exams. For exam success, be familiar with the general concepts, (side effects and precautions) of these medications.

Scroll to Bottom of Page to Find Articles

What to Study?



Get Started > Preparing for CDCES Exam Free webinar (direct camera on QR Code)

Empowerment Errors

- ▶ Focusing on the medical need rather than the psychosocial needs
- ▶ Failing to keep in mind the participants characteristics (age, type of diabetes, etc.)
- ▶ We are supporting efforts toward behavior change.
- ▶ **Keep it Person Centered**



Thinking Pitfalls

- ▶ Imaging a right answer and getting thrown when it is not among the choices
- ▶ Over thinking question/answers
- ▶ Choosing an answer that did not fit the situation
- ▶ Using the goals in your clinical setting. Focus on national goals.



Take a Practice Test – Learn how to “work” test questions

- ▶ Weed through the details
- ▶ Make sure you REALLY understand key intent of question
- ▶ Find the stem
 - ▶ Identifies key intent of the question
- ▶ Read all the options or answers
- ▶ Eliminate obvious wrong answers
- ▶ Select **BEST** option



Look for Clues in The Answers

- ▶ Answers with the following words are usually **incorrect**: always, never, all, none, only, must, and completely
- ▶ Answers with the following words are usually **correct**: seldom, most, generally, tend to, probably, usually



Getting to the Right Answers


- ▶ Do not leave any answers blank
- ▶ Look for clues in the question
- ▶ Don't get lured in by juicy answers
- ▶ Avoid imposing your life experience into the question/answer
- ▶ Keep breathing – Get up and move
- ▶ Even simple math problem should be worked out on scratch paper



Sample Question -1

- ▶ A patient is admitted to the hospital with elevated glucose levels with a strong family history of diabetes. She is started on fluid replacement and is placed on a clear liquid diet. Her father is in the room and is very concerned. Which of the following would suggest a diagnosis of new onset type 1 diabetes vs type 2 diabetes?

- A. Hyperglycemia
- B. Polyuria
- C. Ketosis
- D. Polydipsia



Sample Question 2

- ▶ MJ has type 1 diabetes and wants to know the possible complications that can result from hyperglycemia during the first trimester of pregnancy. Which of the following complications can result from 1st trimester hyperglycemia?

- A. macrosomia
- B. vascular defects
- C. shoulder dystocia
- D. spina bifida



Vignette Style Question

- ▶ Read the following vignette to answer the next 3 questions.
- ▶ A 47 yr old man with newly diagnosed type 2 diabetes and hypertension. Additional known information.
 - ▶ Married, with 2 teenagers
 - ▶ Professor with a BMI of 32
 - ▶ Started on Metformin 500mg BID
 - ▶ Father died of kidney failure secondary to diabetes



Vignette Style Question 1

- ▶ Given his age and health status, according to ADA 2023 Standards, what are his goals?
- A. BP less than 140/90, LDL less than 100
- B. BP less than 130/80, LDL less than 70
- C. BP less than 120/80, start statin
- D. BP less than 130/80, LDL less than 100



Vignette Style Question 2

- He says finding time to exercise is challenging due to his work schedule. Using the transtheoretical model, what stage of change is he in?
- A. Contemplation
 - B. Cost vs. Benefit
 - C. Precontemplation
 - D. Denial



Vignette Style Question 3

- He requests information about healthy eating. Which meal planning approach best suits this individual until he can see a registered dietitian?
- A. Very low-calorie diet
 - B. Eliminate all concentrated sweets
 - C. Eat 3 meals a day with snacks in between
 - D. Mediterranean Diet



Sample Question 3 – Carb Counting

JL uses an insulin pump and is carb counting. A typical breakfast includes: ½ banana, 1 cup of milk, 2 tablespoons almond butter and 1 piece whole grain bread. LS's insulin to carb ratio for breakfast is 1:12, for lunch and dinner it is 1:15. Based on this, how much insulin does LS need for breakfast?

- A. 3.5 units
- B. 3.8 units
- C. 3.0 units
- D. 2.8 units

Sample Question 4

Metformin is an antidiabetic agent different than that of sulfonylurea drugs. Some features of the drug are that it:

- A. Stimulates insulin secretion and increases hepatic glucose production.
- B. Causes hypoglycemia
- C. Lowers hyperglycemia in persons with diabetes, but does not lower blood glucose levels in people without diabetes.
- D. Results in weight gain and increase in plasma glucose levels.



Med and Insulin PocketCards



NEW Accordion 2-sided
PocketCards



PASS THE CDE® EXAM – 10 STEPS TO SUCCEED

DiabetesEd.net

Glucagon Treatment for Diabetes-Related Hypoglycemia			Diabetes Care and Education
Name / Delivery	Supplier	Dose Range	Age / Route / Storage
Glucagon (recombinant human glucagon) requires injection (single-dose vial) or pre-filled syringe	1 mg / 1 mg	0.5 mg/kg to 1 mg (0.5 mg to 1 mg) / 0.5 mg to 1 mg	All ages Subcutaneous Refrigerate 2 years or more
Dosage: immediate-release glucagon solution	0.5 mg/3 mg 1 mg/3 mg 2 mg/3 mg 3 mg/3 mg	0.5 mg 1 mg 2 mg 3 mg	Approved for 2 years Subcutaneous Refrigerate 2 years or more
Reagent: immediate-release glucagon powder	3 mg	0.5 mg to 1 mg (0.5 mg to 1 mg)	Approved for 2 years Subcutaneous Refrigerate 2 years or more

CDCES® Coach App – Download Success



CDCES Coach App Brought to you by Diabetes Education Services

"It's like having a coach in your pocket!"

CDCES Coach App

Download on the App Store 

Download on Google Play >>



**Direct camera to QR
code to get to CDCES
app page**

Sample question 5

A person with type 2 is on a twice daily dose basal/bolus insulin and complains of waking up with morning headaches. If the fasting capillary BG is 291, this person should be advised to:

- A. Increase evening dose of basal insulin
- B. Increase morning dose of bolus insulin
- C. Check 3am blood glucose
- D. Eliminate bedtime snack












- ✓ Earn CEs
- ✓ Increase your Confidence
- ✓ Prepare for Certification

[View All Courses →](#)


Enjoy our NEW
IMPROVED
Online
University

Welcome to our DiabetesEd Online University
*Our goal is to provide an exceptional user experience and
build a sense of community.*



Level 1 | Diabetes Fundamentals 2023 | 9+ CEs
Recorded in Jan. 2023 & Ready for Viewing

- Class 1 | Getting to the Nitty Gritty | 1.5 CEs
- Class 2 | Nutrition & Exercise | 1.5 CEs
- Class 3 | Insulin Therapy & Pattern Management | 1.75 CEs
- Class 4 | Meds Overview for Type 2 | 1.5 CEs
- Class 5 | Goals of Care & Lower Extremity Assessment | 1.5 CEs
- Class 6 | Hypoglycemia, Sick Days, & Monitoring | 1.5 CEs







Level 2 | Standards of Care Intensive | 20 CEs

- Meds Management for Type 2 - 1.5 CEs - Ready for OnDemand Viewing
- Hyperglycemic Crises, DKA & HHS Standards | 1.0 CE - Ready for OnDemand Viewing
- How to Assess & Promote Well-Being: From Population Health to a Person-Centered Approach Standards | 1.5 CEs Ready for OnDemand
- February 2, 2023 - ADA Standards of Care | 2.0 CEs
- March 28, 2023 - Critical Assessment | Fine-Tuning Diabetes Detective Skills 2.0 CEs
- April 11, 2023 - Microvascular Complications, Eye, Kidney Nerve Disease 1.5 CEs
- May 4, 2023 - Cardiovascular Disease and Diabetes Standards 1.5 CEs
- May 9, 2023 - Lower Extremity Assessment 1.5 CEs
- May 11, 2023 - Older Adults and Diabetes 1.5 CEs
- May 18, 2023 - Tots to Teens - Diabetes Standards 1.5 CEs
- May 25, 2023 - Pregnancy and Diabetes 1.5 CEs
- May 30, 2023 - Hospital and Hyperglycemia 1.5 CEs
- June 1, 2023 - Setting up a Successful Diabetes Program 1.5 CEs







Level 3 | DiabetesEd Specialist 2023 Boot Camp | 12+ CEs Ready for Viewing

- Class 1 | Diabetes - Not Just Hyperglycemia | 1.75 CEs | Feb 7, 2023**
- Class 2 | Standards of Care & Cardiovascular Goals | 1.5 CEs | Feb 9**
- Class 3 | Insulin Therapy - From Basal/Bolus to Pattern Mgmt | 1.5 CEs**
- Class 4 | Insulin Intensive, Monitoring, Sick Days, Lower Ext | 2.0 CEs**
- Class 5 | Meds for Type 2 - What you need to know | 1.5 CEs**
- Class 6 | Exercise & Medical Nutrition Therapy | 1.0 CE**
- Class 7 | Screening, Prevention, & Treatment of Microvascular Complications | 1.5 CEs**
- Class 8 | Coping & Behavior Change | 1.5 CEs**
- Class 9 | Test-Taking Coach Session (48 Questions) | No CEs |**



DiabetesEd Training Conference

We are back and Celebrating 25 years!

Join us LIVE for our DiabetesEd Training Conference in San Diego!



Join Coach Beverly and Team for two and a half days of knowledge sharing, fun, networking, games with prizes, and "aha" moments in beautiful San Diego on **October 11-13, 2023**.

Get away from all those daily responsibilities so you can focus on gaining the latest person-centered approaches to diabetes care based on the ADA Standards and our expert's clinical experience.

Attendees will leave this conference with new tools and a more complete understanding of the latest advances in diabetes care, from medications to technology to Medical Nutrition Therapy to prepare for certification or update your practice.

Training Programs

- ▶ Virtual DiabetesEd Training Course 2023
- ▶ ReVive 5 Diabetes Distress Training Program— Starts July 19, 2023



Knowledge = Confidence

- ▶ Most important aspect of test taking
- ▶ Knowing the content will improve your confidence
- ▶ As you study your knowledge base expands



CDCES and BC-ADM Success Page



I want to thank you for the role that the 1 year subscription to your online university played in passing my CDCES exam this past October. Your webinars are both thorough and engaging. The webinars expanded on the knowledge that I had learned in my first year as a diabetes educator and filled in the gaps of my blind spots regarding exam content. Now in my third year as a diabetes educator, I am a much more well-rounded and versatile educator and care specialist because of your online university.

Tim Leach, CDCES



I passed the BC-ADM exam. It's for sure a challenging examination. But by attending the exam and a lot of hard work I was successful. I want to thank the DiabetesEd coach Beverly for her very informative in-depth study materials. I would definitely recommend to anyone who is contemplating taking this exam. The BC-ADM an online course, CDCES Coach app, Pocket cards, Certified Diabetes Educator exam book, and other resources helped me to build a strong foundation before opening for the exam. I and my friends were able to have virtual study sessions to share ideas and information. It's definitely worth to take this exam to render better well-rounded care for our patients with diabetes.

Susan George, APRN, DNP, FNP-C, BC-ADM

I wanted to let you know that after using your DiabetesEd Specialist Deluxe Prep Bundle, I passed the exam last month on the first try! I wouldn't have known where to start without these resources and I plan to continue my growth and learning from you in the future.

Thank you so much for your help and direction!

Athena Cameron, RD, CDCES



Keep in Touch



- ▶ Facebook: <https://www.facebook.com/DiabetesEducationalServices>
- ▶ Twitter: <https://twitter.com/CDCESCoach>
- ▶ Instagram: <https://www.instagram.com/cdcescoach/>
- ▶ Linked In: <https://www.linkedin.com/in/beverlythomassian/>
- ▶ Monthly Newsletter: <https://diabetesed.net/monthly-newsletter-past-issues/>
- ▶ Sign up for Blog Bytes – Question of Week: <https://diabetesed.net/diabetes-blog-bytes-sign-up/>



You are Going to Do Great!



Thank You



- ▶ Questions?
- ▶ Email info@diabetesed.net
- ▶ Web www.DiabetesEd.net
- ▶ Phone 530-893-8635
